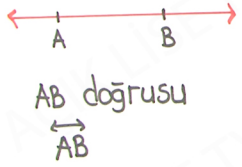


1

AÇILAR

Nokta

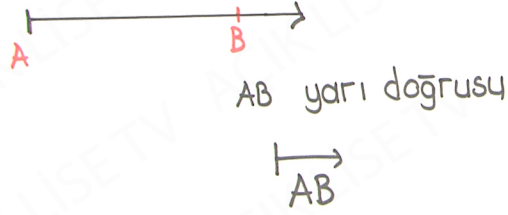
Doğru : Başlangıcı ve sonu olmayan noktalar kümesi



2

Yarı Doğru (Işın)

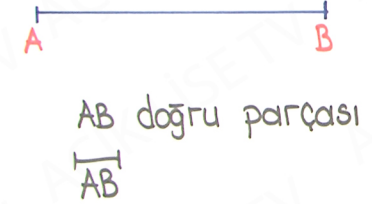
Başlangıcı belli sonu belli olmayan noktalar kümesi



3

Doğru Parçası

Başlangıcı ve sonu belli olan noktalar kümesi

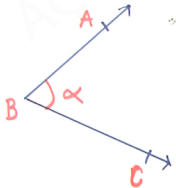


4

NOT

 $\square AB \rightarrow$ $\perp AB$ (AB) $\square [AB]$ (AB) $\square [AB]$

NOT

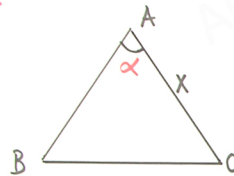
 $m(\hat{B})$ veya $m(\hat{A\hat{B}C})$

5

NOT

 $|AB| = 5 \text{ cm}$

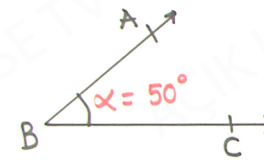
NOT

 $m(\hat{A}) = m(\hat{B\hat{A}C}) = \alpha$ $|AC| = x$ $\triangle ABC$ üçgeni

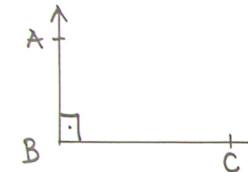
6

AÇI ÇEŞİTLERİ

1) Dar Açı

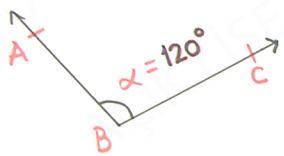
 $0^\circ < \alpha < 90^\circ$

2) Dik Açı

 $\alpha = 90^\circ$ $AB \perp BC$

1

③ Geniş Açı



$$90^\circ < \alpha < 180^\circ$$

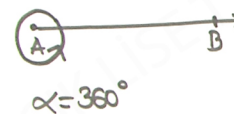
2

4) Doğru Açı



$$\alpha = 180^\circ$$

3

5) Tam Açı $\alpha = 360^\circ$ 

4

5

6